1st Grade
Module 4
Place Value, Comparison, Addition and Subtraction to 40
Eureka Math Knowledge on the Go
Week 4
Lessons 13-16

Directions:

- Watch the video for each lesson and complete the problem set. Complete four lessons per week.

- Video lessons can be found on your teacher's Teams site or at https://gm.greatminds.org/en-us/knowledge-for-grade-1

- Fluency practice and Application Problem can be completed on blank paper by following along with the video.

Name _____ Date _____

Use the pictures to complete the place value chart and number sentence. For Problems 5 and 6, make a quick ten drawing to help you solve.

1.

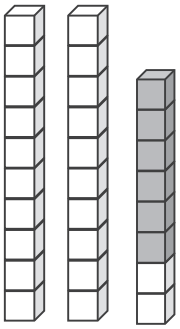

tens	ones

22 + 6 = _____

2.

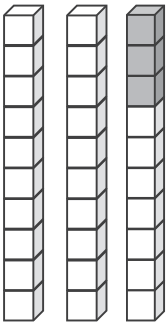

tens	ones

_____ + 3 = _____

3.

tens	ones

12 + _____ = _____

4.

tens	ones

_____ + _____ = _____

5.

tens	ones

24 + 6 = _____

6.

tens	ones

24 + 3 = _____

This work is derived from Eureka Math ™ and licensed by Great Minds. ©2015 Great Minds. eureka-math.org
G1-M4-SE-1.3.0-05.2015

Draw quick tens, ones, *and* number bonds to solve. Complete the place value chart.

7. 21 + 9 = _____

tens	ones

8. 21 + 7 = _____

tens	ones

9. 13 + 7 = _____

tens	ones

10. 26 + 4 = _____

tens	ones

11. 32 + 3 = _____

tens	ones

12. 38 + 2 = _____

tens	ones

This work is derived from Eureka Math ™ and licensed by Great Minds. ©2015 Great Minds. eureka-math.org
G1-M4-SE-1.3.0-05.2015

Name _____ Date _____

Use the pictures or draw quick tens and ones. Complete the number sentence and place value chart.

1. 18 + 1 = _____

tens	ones

2. 18 + 2 = _____

tens	ones

3. 18 + 5 = _____

tens	ones

4. 29 + 1 = _____

tens	ones

5. 29 + 3 = _____

tens	ones

6. 29 + 6 = _____

tens	ones

7. 16 + 4 = _____

tens	ones

8. 16 + 6 = _____

tens	ones

9. 26 + 6 = _____

tens	ones

This work is derived from Eureka Math ™ and licensed by Great Minds. ©2015 Great Minds. eureka-math.org
G1-M4-SE-1.3.0-05.2015

Make a number bond to solve. Show your thinking with number sentences or the arrow way. Complete the place value chart.

10. 17 + 2 = _____

tens	ones

11. 17 + 5 = _____

tens	ones

12. 25 + 4 = _____

tens	ones

13. 25 + 6 = _____

tens	ones

14. 34 + 4 = _____

tens	ones

15. 34 + 8 = _____

tens	ones

This work is derived from Eureka Math ™ and licensed by Great Minds. ©2015 Great Minds. eureka-math.org
G1-M4-SE-1.3.0-05.2015

Name _____ Date _____

Solve the problems.

1. 

5 + 3 = _____

2. 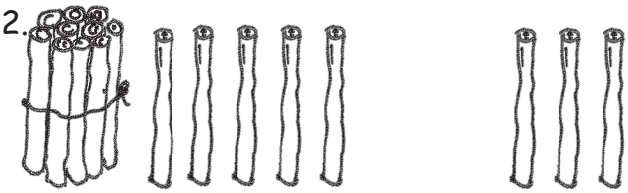

15 + 3 = _____

3. 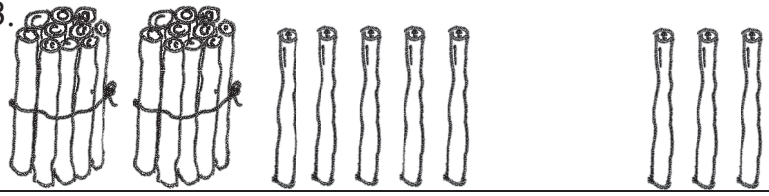

25 + 3 = _____

4. 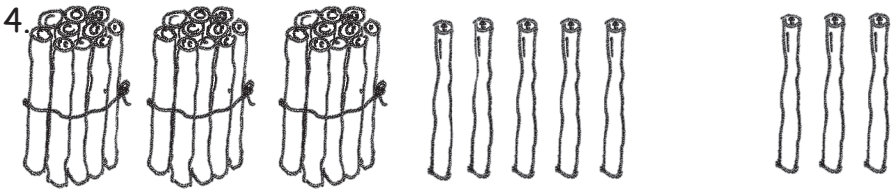

35 + 3 = _____

5.

8 + 4 = _____

6. 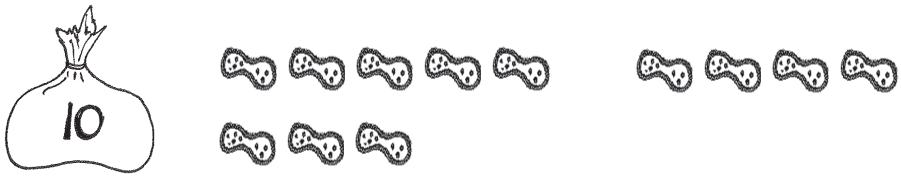

18 + 4 = _____

7.

28 + 4 = _____

This work is derived from Eureka Math ™ and licensed by Great Minds. ©2015 Great Minds. eureka-math.org
G1-M4-SE-1.3.0-05.2015

8. Solve the problems.

a. 6 + 2 = _____	b. 16 + 2 = _____	c. 26 + 2 = _____	d. 36 + 2 = _____
e. 6 + 4 = _____	f. 16 + 4 = _____	g. 26 + 4 = _____	h. 36 + 4 = _____
i. 9 + 2 = _____	j. 19 + 2 = _____	k. 29 + 2 = _____	
l. 8 + 6 = _____	m. 18 + 6 = _____	n. 28 + 6 = _____	

Solve the problems. Show the 1-digit addition sentence that helped you solve.

9. 23 + 6 = _____ _____

10. 27 + 6 = _____ _____

This work is derived from Eureka Math ™ and licensed by Great Minds. ©2015 Great Minds. eureka-math.org
G1-M4-SE-1.3.0-05.2015

Name _____ Date _____

Draw quick tens and ones to help you solve the addition problems.

1. 16 + 3 = _____	2. 17 + 3 = _____
3. 18 + 20 = _____	4. 31 + 8 = _____
5. 3 + 14 = _____	6. 6 + 30 = _____
7. 23 + 7 = _____	8. 17 + 3 = _____

This work is derived from Eureka Math ™ and licensed by Great Minds. ©2015 Great Minds. eureka-math.org
G1-M4-SE-1.3.0-05.2015

With a partner, try more problems using quick ten drawings, number bonds, or the arrow way.

9. 32 + 7 = _____

10. 13 + 20 = _____

11. 6 + 34 = _____

12. 4 + 36 = _____

13. 20 + 18 = _____

14. 14 + 20 = _____

15. Draw dimes and pennies to help you solve the addition problems.

a. 16 + 20 = _____

b. 22 + 7 = _____

This work is derived from Eureka Math ™ and licensed by Great Minds. ©2015 Great Minds. eureka-math.org
G1-M4-SE-1.3.0-05.2015